



## Therapy Source – How to Access Your Able Account

You will receive (or may have already received) an email from **“Therapy Source via Able”**. with your username and [a link](#) to access your account.

### Therapy Source via Able

Welcome to Therapy Source's onboarding portal.

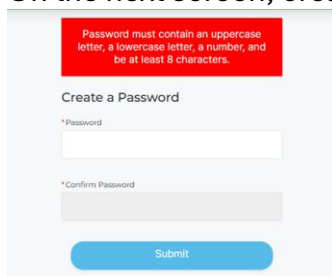


### Follow these steps:

1. Click the “Login” link.



2. On the next screen, create your password.



3. Agree to the Terms of Service on the pop-up screen.



**Updated Terms of Use**

Talent Portal is now licensed by Bullhorn, Inc. ("we" "us" and "our"). We have updated our Terms of Use which now contain new information describing our service, how we will resolve disputes with you both formally and informally and contain an updated Privacy Policy. Please review all of these terms carefully as they apply to your continued use of the Talent Portal. By clicking "Login" and using the Talent Platform Service you confirm that you have read, understand and agree to our updated Terms of Use and Privacy Policy.

[Agree](#)

4. Next your dashboard will appear.

5. Click on the blue arrow labeled “Start Profile.”

**Privacy & Communication Preferences**

We value your privacy and want to ensure you stay informed throughout your engagement with Therapy Source, Inc. By proceeding, you consent to receive communications regarding opportunities, assignments, and updates.

**To complete onboarding, you will be able to select at least one communication method while completing your profile.** You can adjust your preferences at any time by contacting us.

**I agree to receive communications from Therapy Source, Inc. via:**

SMS/Text Messages  
Email

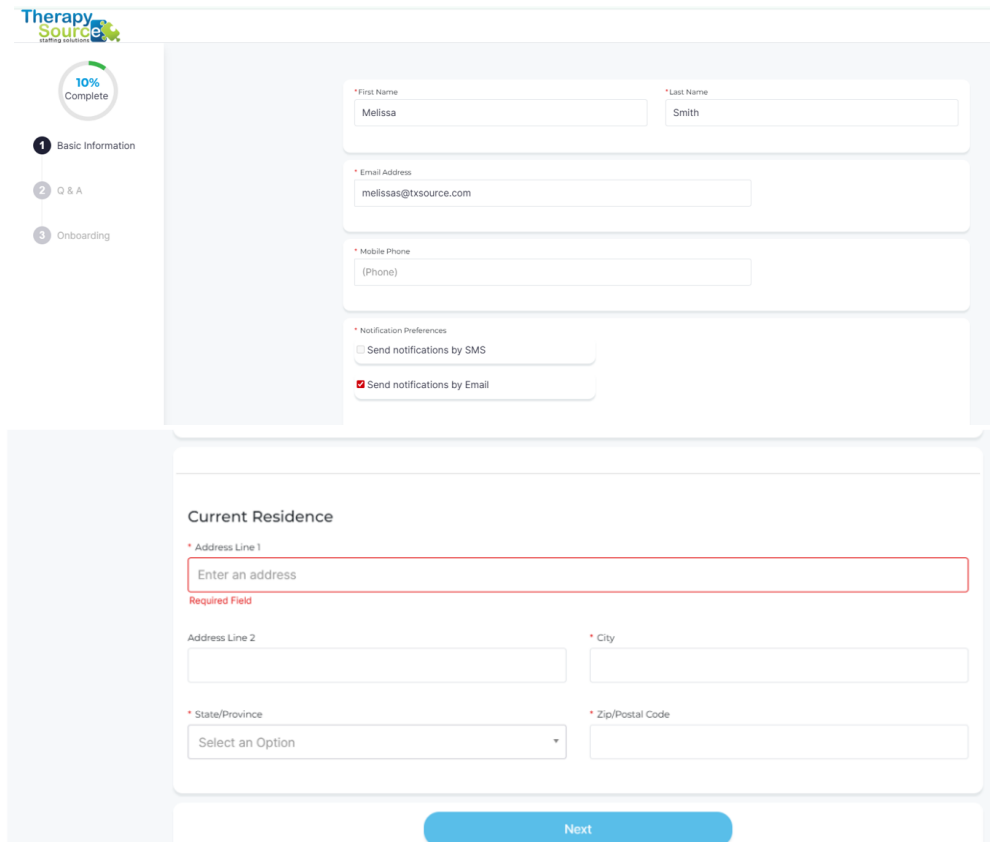
• *Note: At least one option will need to be selected when completing your profile.*

By clicking *Agree and Continue*, you confirm your consent and acknowledge that you can update your preferences by notifying Therapy Source, Inc. at any time.

[Disagree and Log Out](#) [Agree and Continue](#)

6. Agree to the privacy policy, then proceed to enter:

- Name
- Email
- Preferred communication method
- Address



Therapy Source staffing solutions

10% Complete

- Basic Information
- Q & A
- Onboarding

\* First Name  
Melissa

\* Last Name  
Smith

\* Email Address  
melissas@txsource.com

\* Mobile Phone  
(Phone)

\* Notification Preferences

Send notifications by SMS

Send notifications by Email

**Current Residence**

\* Address Line 1  
Enter an address  
Required Field

Address Line 2

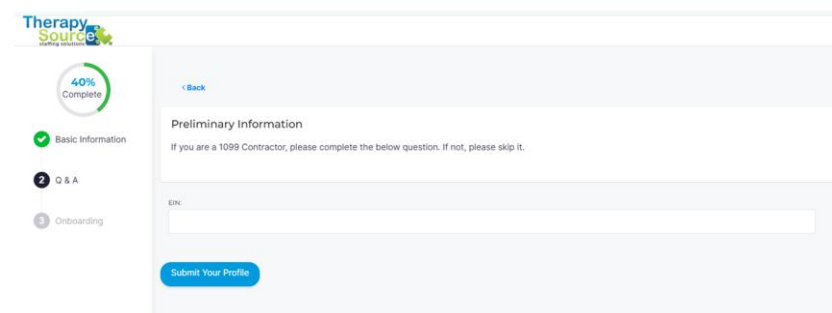
\* City

\* State/Province  
Select an Option

\* Zip/Postal Code

Next

7. On the next screen, enter your EIN (Employee Identification Number).  
 Note: All providers must use an EIN—do not enter your SSN.



Therapy Source staffing solutions

40% Complete

- Basic Information
- Q & A
- Onboarding

< Back


**Preliminary Information**

If you are a 1099 Contractor, please complete the below question. If not, please skip it.

EIN:

Submit Your Profile

After submitting your EIN, your profile will be created, and you'll return to the dashboard to view any assigned tasks.



Home

My Profile

Provider Resources

## Hi Melissa,

You have no tasks to complete

Profile Completion Successful  
You have successfully completed the general application. [Close](#)

### Get in Touch

My Recruiter  
Sixcel API User

### My Tasks

[View All](#)

All tasks have been completed! Make sure your basic information is updated so we can email you when a new task is assigned.

[Review Basic Information](#)